

What your Tango™ TX1 is telling you and what you should do about it.

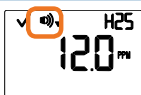


🔊 ▲ ▼ STEL TWA OR - OR Err ! 🔋

tell you that your unit is **in alarm.**

What your Tango is telling you and what you should do about it.

GAS-RELATED EVENTS



Low-alarm gas event

The detected gas concentration exceeds the unit's low-alarm set point.

Gas Warning:
Respond according to company safety policy.



TWA alarm event

The cumulative gas readings have reached the unit's setting for the time-weighted average (TWA) exposure limit.

Leave the area.
Respond according to company safety policy.



High-alarm gas event

The detected gas concentration exceeds the unit's high-alarm set point.

Leave the area.
Respond according to company safety policy.



STEL alarm event

The cumulative gas readings have reached the unit's setting for short-term exposure limit (STEL).

Leave the area.
Respond according to company safety policy.



Over-range gas event (positive shown)

The detected gas concentration is outside of the sensor's measuring range.

Leave the area.
Respond according to company safety policy.

NONGAS EVENTS



Low battery alarm event

From the time of initial display, there are fewer than 96 hours of remaining battery life.

Power warning:
Respond according to company safety policy.



Dead battery indicator

Due to insufficient battery power, the instrument is not operational.

Leave the area.
Do not use the unit.
See your supervisor.



System error

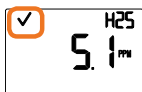
A critical hardware or system fault has occurred (483 shown).

Leave the area.
Do not use the instrument (unit).
See your supervisor.



give you important information about your unit's **status.**

What your Tango is telling you and what you should do about it.



No faults

The instrument (unit) has no faults and needs no service. Both sensors are functional and the unit is operating on DualSense™ Technology.

Use it.



One sensor installed

The unit has no faults, needs no service, and has only one sensor installed. It can be used as a single-sensor instrument.

Use alert: Respond according to company safety policy.



Single-sensor data failure

The unit has no faults. Sensor 1 has a failure; sensor 2 is functional. The unit can be used as a single-sensor instrument.

Use alert: Respond according to company safety policy.



tell you that your unit is in need of **service.**

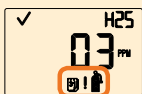
What your Tango is telling you and what you should do about it.



Bump test overdue

The unit is requesting a bump test.

Dock it*.



Calibration overdue

The unit is requesting a calibration.

Dock it*.



Single sensor zero failure

Sensor 2 has failed zero.

Dock it*.

If the message persists, see your supervisor.



Single sensor bump failure

Sensor 2 has failed bump test and is requesting a calibration.

Dock it*.



Single sensor calibration failure

Sensor 2 has failed calibration.

Dock it*.

If the message persists, see your supervisor.

*When an instrument is docked, the iNet DS and the DS2 docking stations will automatically perform scheduled tasks. When needed, tasks may be completed by qualified personnel who can operate the docking station or perform them manually.